

O·W
SEATING

Price List


2023 *Winter*



“Ordinary is boring, let’s be extraordinary..”

Impeccable quality, outstanding craftsmanship. We are craftsmen taking inspirations from concept to reality by creating bespoke furniture. Relentless focus on new materials, engineering and





Purposefully Designed Spaces

OWS was established in 2012 in Atlanta GA. We employ over 25 employees in our 50,000sf facility. Our mission is to combine design and engineering to create a new class of furniture.

We specialize in projects that are complex and design driven. Our project managers make it their mission to bring their client's vision to life. From architectural drawings to mental notes, our team can create incredible designs.

Ray Shi Ray Shi, President

Terms & Conditions

Warranty

OWS offers the following warranty against structural defects: Booths 1 year, metal chair 5 year, wood chair 2 year, indoor table 1 year, outdoor furniture 1 year. Does not cover abuse and misuse.

Lead Time (Estimated)

Lead times vary by product, please see details in the notes section of the product. Custom items will extend lead time additional 2 weeks.

are from the Date of PO received. Dimensions and materials must be confirmed on PO ("To Be Announced" is not acceptable) in order for production to be set. Delays will impact our ability to deliver. Rush orders are subject to an additional upcharge.

Change orders may be subject to delay and/or additional upcharge.

Order Confirmation

Customer must sign off on order confirmation or else production will not start.

Color Disclaimer

This catalog makes an attempt to accurately depict real colors of stains and finish. However, actual colors may vary. We recommend customers request a sample in this case.

We will require drawings to be submitted by the customer showing the layout or any architectural documentation. Dimensions submitted must be verified by the customer. Standard pricing does not include finished backs. Returns are finished.

Customer must report damages at the time of delivery. Please note damages on the Bill of Lading and provide pictures. Do not refuse, call customer service immediately. Damages and shortages reported later than 48 hours will be customer responsibility.

Returns

Please keep all original packaging and pallets to ensure proper return. Customer will be responsible for return freight charges, and 20% restocking fee. Custom Items cannot be returned.

Freight charges

Freight charges are from dock to dock only. Lift-gate is recommendation if shipping directly to customer. Additional services include call prior, delivery appointment, inside delivery, re-delivery, reconsignment. Locations requiring additional charges include: schools, residences, hospitals, schools, country clubs, military bases, and construction sites.

OWS reserves the right to bill you should any of these additional services be used.

COM (Customer's Own Material):

If OWS purchases customer specified material, customer will be responsible for purchasing remaining yardage.

Prompt Pay Discounts

We offer 2% discount if paid within Net 10 days.

Terms

Credit card payments are subject to a 3% merchant fee. New accounts are subject to 50% deposit prior production and 50% due prior shipping.

Product Specifications

Vinyl Specs:

- P7 - Atlas
- Gr 7 - Olympus, Cheyenne (\$20/yard)
- Gr 8- Symphony Classic, Glaze, Vintage (\$25/yard)
- Gr 9 - \$35/yard
- Gr 10 - \$45/yard
- Gr 11 - \$55/yard

Bifma Weight Rating Results


Original Wood Seating’s Indoor Seating passes BIFMA Strength Test
 Backrest strength test 250lbs (1 minute) *PASS
 Drop test 300lbs at 6” drop height *PASS



4.0 Test Results

Sample ID	ANSI/BIFMA X5.1-2011 Test Description & Acceptance Criteria	Met Criteria?	Comments/Notes
3258-1	Section 6 Backrest Strength Test -Static - Type II/III	Yes	Functional Load = 150lbf for 1 minute
3258-2	Function Load A functional load applied once shall cause no loss of serviceability to the chair.	Yes	Proof Load = 250lbf for 1 minute
3258-3	Proof Load A proof load applied once shall cause no sudden and minor change in the structural integrity of the chair. Loss of serviceability is acceptable.	Yes	

Out Door





SOL



SOL B

SOL COLLECTION

Item No.	Description	List \$	Wgt	Class
Sol	Anthracite Finish	445	13	250
Sol B	Anthracite Finish	500	15	250

Type	Dimensions	Class
Chair	H32 W21 D22 SH18 SW18	250
Barstool	H40 W21 D23 SH30 SW18	250

Description:

Solid aluminum tubing with vertical slats. 2mm thick aluminum walls for structural strength. Extra wide seats for comfort.



Top	Base	Description	List \$	Wgt	Class
SOL-T2430	SOL-BS17SQ	Anthracite	678	45	70
SOL-T3048	SOL-BS0522(2)	Anthracite	1086	51	70
SOL-T3636	SOL-BS22SQ	Anthracite	1035	61	70

*Add \$120 list for bar height column/ea

Description:

1/4" solid aluminum top and heavy weight plasma cut steel base with e coat treatment.



Formwood Square Base Set



OD-NT-TK + OB-BS18SQ

Top	Base	Description	List \$	Wgt	Class
OD-NT2432-TK	OD-BS18SQ	Teak	CLEARANCE	54	70

*Add \$42 list for umbrella hole

Description:

Square base has a 2" opening to receive a umbrella pole. Heavy cast iron base with e-coating will support the umbrella of sizes 6' diameter. There is a knob that secures the column in place. Umbrella holes are drilled per request, please specify.



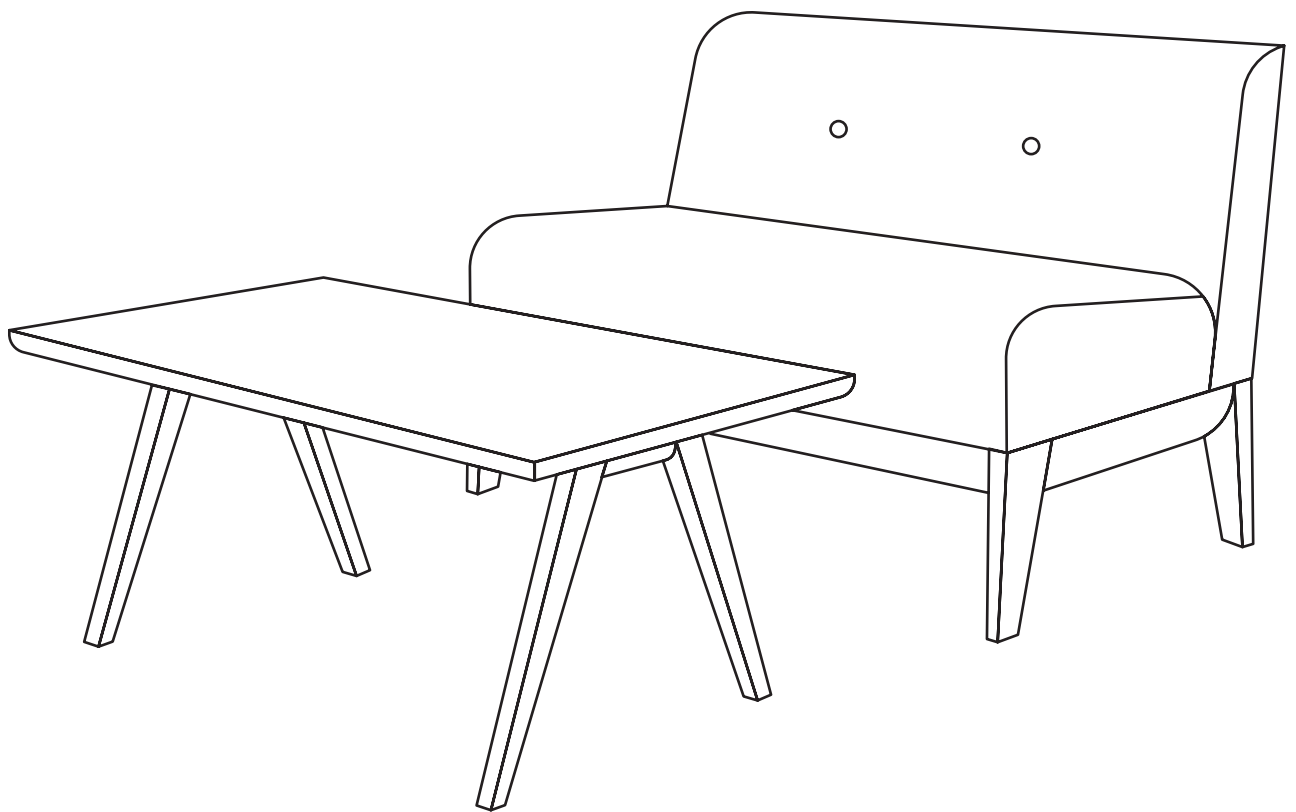
OD-NT-TK + OB-BS2222

Top	Base	Description	List \$	Wgt	Class
OD-NT2432-TK	OD-BS2222	Teak	CLEARANCE	35	70

Description:

Tops are synthetic wood top treated with a special coating to prevent stains. Aluminum box frame. Bases are e-coated cast iron to achieve heavy weight.

Lounge



Artly - Channel



Shown with Optional Gold Toe Kick

Item No.	Height	Size	Wgt	COM	\$ Foot
----------	--------	------	-----	-----	---------

ART-CH	33"	Wall Bench	33/lf	1.8/lf	1100
--------	-----	------------	-------	--------	------

Size	Dimensions	Class
------	------------	-------

Wall Bench	H33 W48 D28 SH18	250
------------	------------------	-----

Description:

Lounge sofa designed to have a low back and a deep seat. Stacked back design, curved ends

Up Charge on Top of P7/COM Price

Gr 7 - 4%; Gr 8 - 11%; Gr 9 - 15%
Gr 10 - 21%; Gr 11 - 31%

Lead time:

8-10 weeks

Artly - Plain



Shown with Optional Gold Toe Kick

Item No.	Height	Size	Wgt	COM	\$ Foot
----------	--------	------	-----	-----	---------

ART-CH	33"	Wall Bench	33/lf	1.8/lf	898
--------	-----	------------	-------	--------	-----

Description:

Lounge sofa designed to have a low back and a deep seat. Smooth back design.

Up Charge on Top of P7/COM Price

Gr 7 - 4%; Gr 8 - 11%; Gr 9 - 15%
Gr 10 - 21%; Gr 11 - 31%

Lead time:

8-10 weeks

Artly - Tufted



Shown with Optional Gold Toe Kick

Item No.	Height	Size	Wgt	COM	\$ Foot
----------	--------	------	-----	-----	---------

ART-BT	33"	Wall Bench	33/lf	1.8/lf	1150
--------	-----	------------	-------	--------	------

Description:

Lounge sofa designed to have a low back and a deep seat. Tufted back design.

Up Charge on Top of P7/COM Price

Gr 7 - 4%; Gr 8 - 11%; Gr 9 - 15%
Gr 10 - 21%; Gr 11 - 31%

Lead time:

8-10 weeks



Item No.	Size	P7/COM 48"L	Weight	\$/LF	COM
Luxor-S	Single	2780	120	695	5
Luxor-D	Double	4278	180	1069	7

Size	Dimensions	Class
Single	H33 W48 D26 SH18	250
Double	H33 W48 D49 SH18	250

Description:

Lounge sofa designed to have a low back and a deep seat. Pullover top, side panel, tall box seat

Up Charge on Top of P7/COM Price

Gr 7 - 9%; Gr 8 - 11%; Gr 9 - 16%
Gr 10 - 22%; Gr 11 - 26%

Lead time:

8-10 weeks

Around the Way Lounge Sofa



Channel Inside Back

Item No.	Size	P7/COM 48"L	Weight	\$/LF	COM
ATW-S	Single	4248	120	1151	7
ATW-D	Double	7271	180	1955	10

Channel Outside Back

Item No.	Size	P7/COM 48"L	Weight	\$/LF	COM
ATW-S	Single	6819	120	1709	10
ATW-D	Double	7830	180	1955	10

Size	Dimensions	Class
Single	H33 W48 D26 SH18	250
Double	H33 W48 D49 SH18	250

Description:

Lounge sofa designed to have a low back and a deep seat. Channel pullover top, side panel, tall box seat

Up Charge on Top of P7/COM Price

Gr 7 - 2%; Gr 8 - 9%; Gr 9 - 10%
Gr 10 - 16%; Gr 11 - 22%

Lead time:

8-10 weeks



Optional Channeled Outside Back

Around the Way Circle Banquette



Optional Channeled Outside Back

Pull Over Channel Inside Back

Item No.	Size	P7/COM	Weight	COM
ATW-S-1/4	1/4 Circle	7087	240	13 yards
ATW-D-1/4	1/4 Circle	1095	360	22 yards
ATW-E	End Unit	4935	240	4 yards

Dimensions	Class
Single H33 W48 D48 SH19	250
Double H33 W68 D68 SH19	250
End Unit H19 W68 D20 SH19	250

Description:

Designed by Beyond Luxe Consultants. Featuring pull over channels on inside back. Each unit is designed as a 1/4 circle and can be combined to create various configurations. Inside radius opening is 44", use a 48" table or 24"R Dun Ottoman Table.

Up Charge on Top of P7/COM Price

Gr 7 - 2%; Gr 8 - 9%; Gr 9 - 10%

Gr 10 - 16%; Gr 11 - 22%

Lead time:

8-10 weeks

Channel Inside + Outside Back

Item No.	Size	P7/COM	Weight	COM
ATW-S-1/4	1/4 Circle	8482	240	18 yards
ATW-D-1/4	1/4 Circle	10695	360	22 yards
ATW-E	End Unit	4935	240	4 yards

Up Charge on Top of P7/COM Price

Gr 7 - 2%; Gr 8 - 9%; Gr 9 - 10%

Gr 10 - 16%; Gr 11 - 22%

Lead time:

8-10 weeks

Pull Over Plain Back

Item No.	Size	P7/COM 48"L	Weight	COM
ATW-S-1/4	1/4 Circle	4831	240	11 yards
ATW-D-1/4	1/4 Circle	7237	360	15 yards


Up Charge on top of P7/COM Price

Gr 7 - 6%; Gr 8 - 13%; Gr 9 - 16%;

Gr 10 - 19%; Gr 11 - 26%

Lead time:

8-10 weeks



Alexan



Item No.	Size	P7/COM 48"L	Weight	\$/LF	COM
Alexan	Single	3964	120	991	5 yards
Dimensions			Class		
H34 W48 D25 SH19			250		

Description:

Low back and round maple wood legs. Sewn back.



Up Charge on top of P7/COM Price

Gr 7 - 8%; Gr 8 - 11%; Gr 9 - 15%;

Gr 10 - 21%; Gr 11 - 25%

Lead time:

8-10 weeks

Wood Stain Options:

Custom

Options:

Arms + \$1400 each

Up and Down



Item No.	Size	P7/COM 48"L	Weight	\$/LF	COM
Up & Down	Single	4840	120	1210	1.5 yards
Dimensions			Class		
H33 W48 D25 SH19			250		

Description:

Solid wood back, metal legs. Designed usage as a wall bench.

Up Charge on top of P7/COM Price

Gr 7 - 3%; Gr 8 - 5%; Gr 9 - 9%;

Gr 10 - 14%; Gr 11 - 16%

Lead time:

8-10 weeks

Wood Stain Options:

Custom

Powder Coat Options:

Custom

Ivy



Item No.	Size	P7/COM 48"L	Weight	\$/LF	COM
Ivy	Single	4211	120	1053	4.5 yards
Dimensions		Class			
H33 W48/60/72 D28 SH19		250			

Description:

Lounge sofa designed to have a low back and a deep seat. Wood base and legs. Angled back with sewn side panels.

Up Charge on top of P7/COM Price

Gr 7 - 6%; Gr 8 - 8%; Gr 9 - 11%;

Gr 10 - 20%; Gr 11 - 23%

Lead time:

8-10 weeks

Wood Stain Options:

Custom

Limitations:

Only available in lengths of 48", 60", 72"

Luxor Dining Table



Item No.	48"L	60"L	72"L
Luxor Dining Table	2032	2643	3050
Dimensions		Class	
H18 W48 D24		250	

Description:

Laminated box design with inset toe kicks for maximizing feet room. Center to center dimensions for two Luxor lounge sofa with table is 92".

Up Charge on Laminate

Std - 0%; Gr 1 - 10%; Gr 2 - 20%

Lead time:

6-8 weeks

Weight:

100lbs (48"L)



Kuma Coffee Table

Item No.	List	Weight
Kuma Coffee Table	2688	80
Dimensions		Class
H18 W42 D24		250

Description:

Coffee table with ash wood top and welded base.

Lead time:

8-10 weeks

Wood Stain Options:

Custom

Standard Powder Coat:

TX Black

Powder Coat Finish:

Custom



Marshmellow Chair

Item No.	List	Weight	Class	COM
Marshmellow Chair	3351	60	250	6.5

Size	Dimensions
Chair	H31 W36 D30 SH18 SW22

Description:

Upholstered chair

Lead time:

8-10 weeks

Up Charge on top of P7/COM Price

Gr 7 - 7%; Gr 8 - 10%; Gr 9 - 11%;

Gr 10 - 18%; Gr 11 - 30%



Dun Chair

Dun Chair	3813	80	250	6.5
Dun Sofa	6008	160	250	12

Size	Dimensions
Chair	H32 W29 D29 SH18 SW22
Sofa	H32 W51 D29 SH18 SW44

Description:
Upholstered chair with wood legs

Lead time:
8-10 weeks

Wood Stain Options:
Custom

Up Charge on top of P7/COM Price
Gr 7 - 5%; Gr 8 - 9%; Gr 9 - 12%;
Gr 10 - 16%; Gr 11 - 25%



Chesterfield Chair

Item No.	List	Weight	Class	COM
Chesterfield Chair	6021	80	250	13
Chesterfield Sofa	10922	160	250	20

Size	Dimensions
Chair	H31 W43 D35 SH18 SW22
Sofa	H31 W65 D35 SH18 SW44

Description:
Upholstered chair with wood legs

Lead time:
8-10 weeks

Wood Stain Options:
Custom



Dun Ottoman Table



Item No.	Laminate	Ash	Maple	Walnut	LINE A/B/C
Side Table	1810	1810	2033	2200	2469
Dining Table	1869	1869	2212	2275	2528
Dining Table XL	2502	2988	3627	3728	3755

Size	Dimensions	Class	Weight	COM
Side Table	H18 W18 D18	250	30	2
Dining Table	H18 W24 D24	250	50	2.5
Dining Table XL	H18 W36 D36	250	70	3.5

Description:

Upholstered round ottoman with your choice of laminate, wood, or LINE surface.

Laminate price included up to Gr 2

Lead Time: 8-10 weeks

Pouf



Shown with optional gold toe kick

Item No.	LIST	Weight	COM
Pouf 17	1427	30	2
Pouf 24	1601	50	2.5
Pouf 36	1989	70	3.5


Size	Dimensions	Class
Pouf 17	H18 W17 D17	250
Pouf 24	H18 W24 D24	250
Pouf 36	H18 W36 D36	250

Description:

Upholstered round ottoman with webbing seat.

Lead Time: 8-10 weeks

Booths



Shop Drawings Required for Corners and Wall Benches

We will require drawings to be submitted by the customer showing the layout or any architectural documentation. Dimensions submitted must be verified by the customer. Standard pricing does not include finished backs. Returns are finished.

Unfinished Outside Backs:

Singles and doubles come with finished outside backs. Corner booths are only finished on the returns. Wall benches have unfinished outside backs.

Standard Sizes:

Singles & Doubles 48" long
U Shape 48"x90"x48"
3/4 Circle 48"x90"x90"x48"

Special Vinyl Requirements for Tufting

P7 Atlas, Gr7 Olympus not recommended for tufting due to thickness. Please call sales to ask about special vinyl requirements prior ordering.

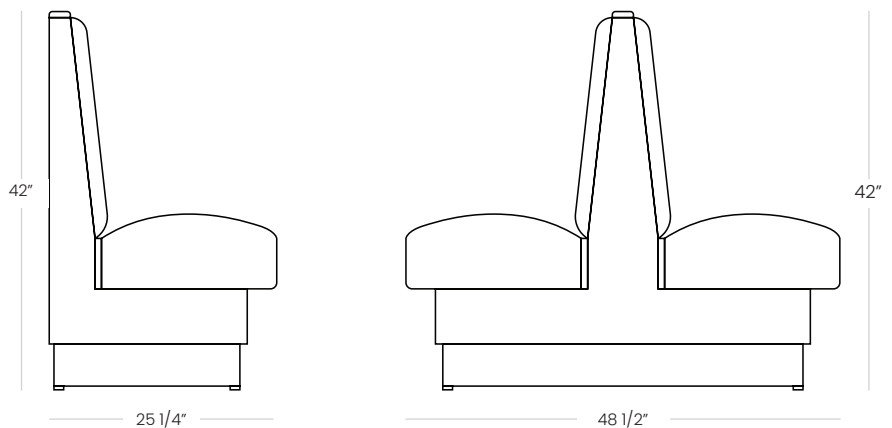
Seat Construction:

Web seating allows us to get a deeper seat and will hold its firmness 2x the lifetime of spring seats.

Crumbstrips:

Crumbstrips are now a standard feature on most our booths.

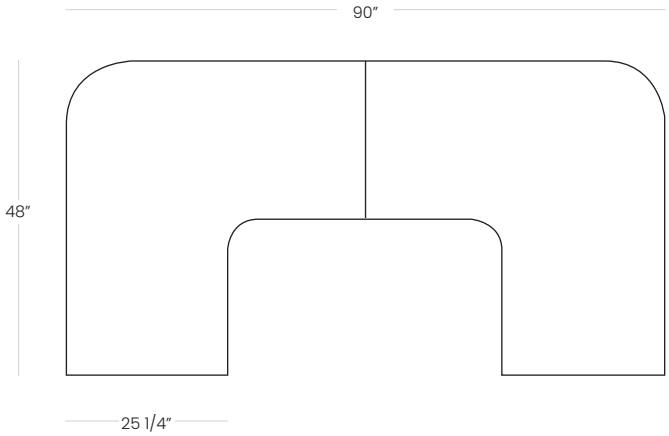
Single & Double Booth Elevation



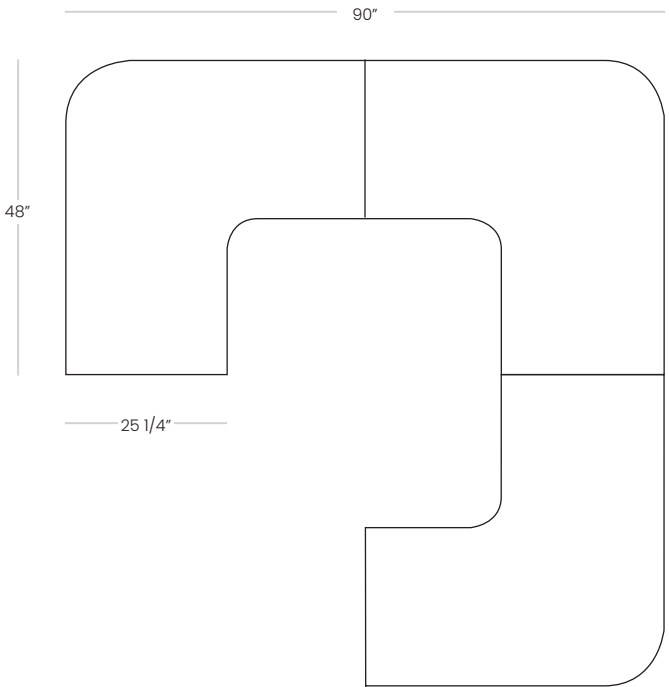
U SHAPE BOOTH

Note:

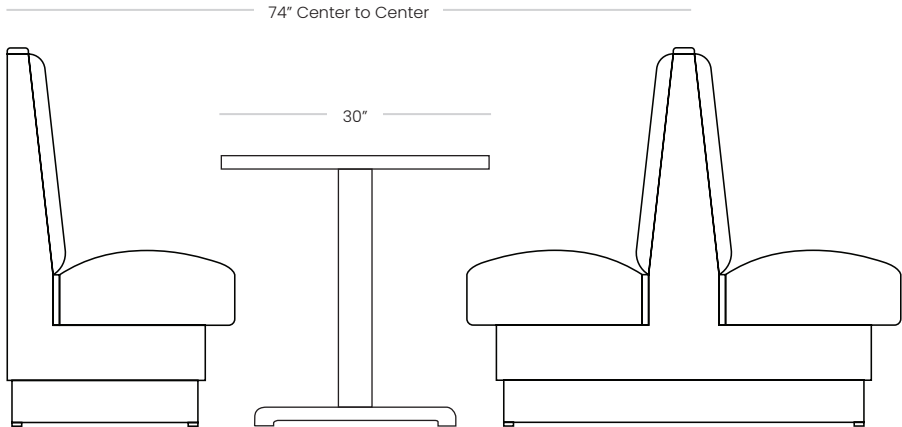
48" returns are finished
90" outside backs are not finished



3/4 CIRCLE BOOTH



CENTER TO CENTER SPACING



Space Planning

Aisle Widths

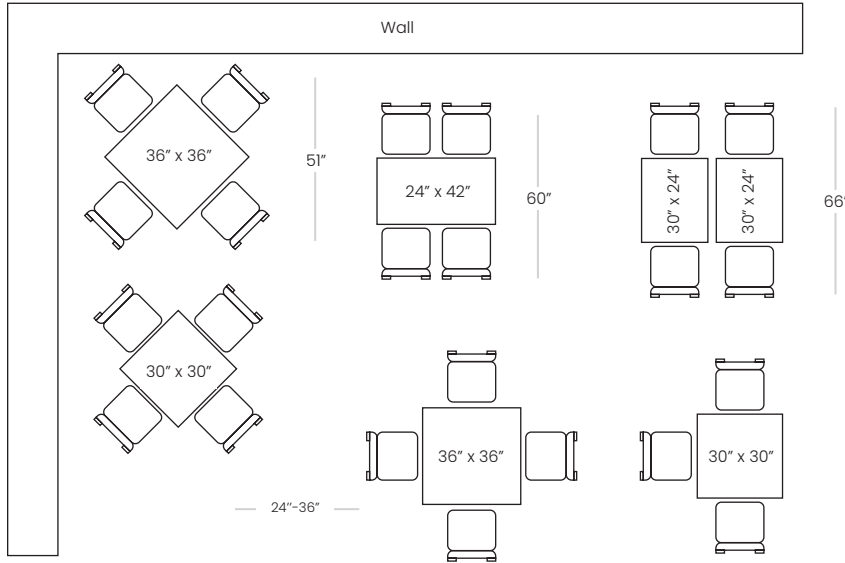
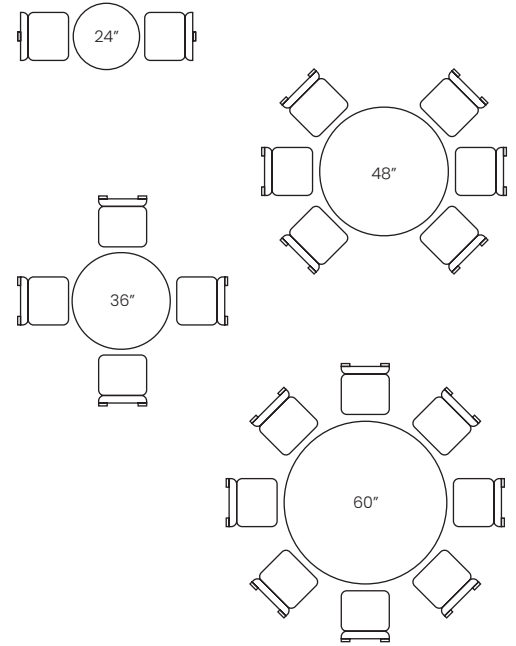


Table Sizes



Space Planning Guidelines:

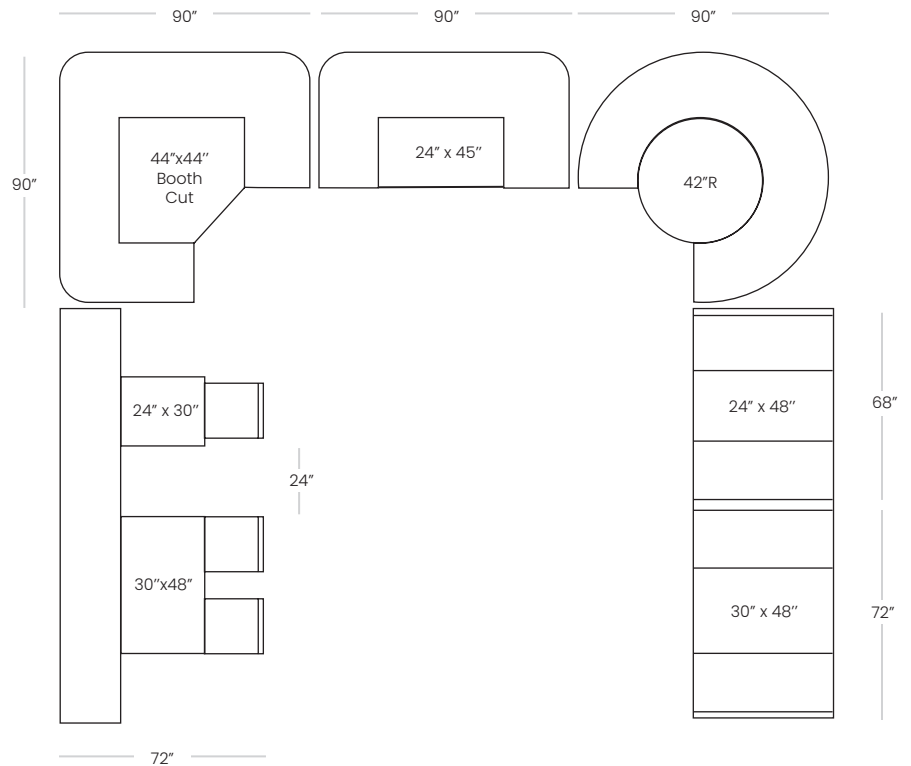
When measuring on site, take off 3" from the net wall to wall dimensions for the finished booth dimensions. Be sure that the net dimensions take into account any wall trim, base board etc.

Note corner booths, u booths, and wall benches have unfinished outside backs. Please verify for windows and exposure.

Use 24" per person as a spacing requirement guideline

Check elevations to make sure booths will sit flush against the wall

Spacing for walkways are typically 24"-36" wide



Replacement Seats

Type	P7/COM
	48" Length
Spring Seat	520
Web Seat	650
Platform Seat	368

1123



Shown with optional gold toe kick

Item No.	Height	Size	P7/COM 48"L	Wgt	COM	\$ Foot
1123-S-42	42"	Single	3495	105	6.0	873
1123-D-42	42"	Double	5492	135	8.5	1373
1123-WB-42	42"	Linear ft.	n/a	26	n/a	960
1123-S-48	48"	Single	3842	115	6.5	960
1123-D-48	48"	Double	6040	160	9.5	1510
1123-WB-48	48"	Linear ft.	n/a	29	n/a	1056

Up Charge on Top of P7/COM Price

Gr 7	8%	Wood Legs	25%
Gr 8	10%	Full Radius Inside / Outside Back	50%
Gr 9	13%	Bar Height Seat	n/a
Gr 10	18%	Brass Foot Rail/Foot Shelf	n/a
Gr 11	25%	Corner Charge/each	\$695
Wood Caps	n/a		
Finished Outside Back	10%		

Description:

Pull over sides and head roll. Platform seat.

Lead time:

8-10 weeks

Class:

250

6 Channel



Shown with optional pull over back and gold toe kick

Item No.	Height	Size	P7/COM 48"L	Wgt	COM	\$ Foot
C6-S-42	42"	Single	3308	105	6.0	827
C6-D-42	42"	Double	5331	135	8.5	1333
C6-WB-42	42"	Linear ft.	n/a	26	n/a	910
C6-S-48	48"	Single	3517	115	6.5	879
C6-D-48	48"	Double	5669	160	9.5	1417
C6-WB-48	48"	Linear ft.	n/a	29	n/a	1001

Up Charge on Top of P7/COM Price

Gr 7	8%	Wood Legs	25%
Gr 8	15%	Full Radius Inside / Outside Back	50%
Gr 9	24%	Bar Height Seat	30%
Gr 10	29%	Brass Foot Rail/Foot Shelf	call
Gr 11	40%	Corner Charge/each	\$1400
Wood Caps	11%	Wood Base	22%
Finished Outside Back	10%		

Description:

Individually hand fold channels or sewn, web seat, 4" thick contoured seat foam, crumb strip

Pull Over Channel:

Add 30%

Lead time:

8-10 weeks

Wood Stain Options:

Custom

Class:

250

Diamond Tufted



Shown with optional wood legs and extended base

Item No.	Height	Size	P7/COM 48"L	Wgt	COM	\$ Foot
BT-S-42	42"	Single	3747	105	6.0	937
BT-D-42	42"	Double	6286	135	8.5	1572
BT-WB-42	42"	Linear ft.	n/a	26	n/a	1030
BT-S-48	48"	Single	4300	115	6.0	1075
BT-D-48	48"	Double	7156	160	9.5	1789
BT-WB-48	48"	Linear ft.	n/a	29	n/a	1185

Up Charge on Top of P7/COM Price			
Gr 7	7%	Wood Legs	19%
Gr 8	13%	Full Radius Inside/Outside Back	50%
Gr 9	15%	Bar Height Seat	30%
Gr 10	25%	Brass Foot Rail/Foot Shelf	call
Gr 11	34%	Corner Charge/each	\$1400
Wood Caps	10%		
Finished Outside Back	10%		

Description:

Individually tufted folds, web seat, 4" thick contoured seat foam, crumb strip.

Lead time:

10-12 weeks

Wood Stain Options:

Custom

Class:

250

MY2



Shown with optional wood legs and matching color side panels

Item No.	Height	Size	P7/COM 48"L	Wgt	COM	\$ Foot
MY2-S-42	42"	Single	3131	105	5.5	783
MY2-D-42	42"	Double	4689	135	6.5	1172
MY2-WB-42	42"	Linear ft.	n/a	26	n/a	861
MY2-S-48	48"	Single	3444	115	6.0	861
MY2-D-48	48"	Double	5158	160	7.5	1290
MY2-WB-48	48"	Linear ft.	n/a	29	n/a	947

Up Charge on Top of P7/COM Price			
Gr 7	8%	Wood Legs	28%
Gr 8	11%	Full Radius Inside / Outsid Back	50%
Gr 9	20%	Corner Charge/each	\$695
Gr 10	21%		
Gr 11	32%		
Finished Outside Back	10%		

Description:

Plush seat, pull over top, web seat, flat box seat or 4" thick contoured seat foam, no crumb strip. Image shown with optional wood caps.

Wood Stain Options:

Custom

Class:

250

Lead time:

10-12 weeks

Cake & Shake



Item No.	Height	Size	P7/COM 48"L	Wgt	COM	\$ Foot
CS-S-42	42"	Single	3536	105	6.0	884
CS-D-42	42"	Double	5769	135	8.5	1442
CS-WB-42	42"	Linear ft.	n/a	26	n/a	1001
CS-S-48	48"	Single	3868	115	6.5	967
CS-D-48	48"	Double	6236	160	9.5	1559
CS-WB-48	48"	Linear ft.	n/a	29	n/a	1101

Up Charge on Top of P7/COM Price

Gr 7	8%	Wood Legs	22%
Gr 8	10%	Full Radius Inside/Outside Back	50%
Gr 9	14%	Bar Height Seat	30%
Gr 10	17%	Brass Foot Rail/Foot Shelf	call
Gr 11	26%	Corner Charge/each	\$695
Finished Outside Back	10%	Wood Base	20%
Woode Caps	10%		

36" tall backs have 3 channels, 42" tall backs have 4 channels, 48" backs have 5 channels.

Description:

Sewn channels, web seat, 4" thick contoured seat foam, crumb strip.

Lead time:

8-10 weeks

Wood Stain Options:

Custom

Class:

250

Allegro



Item No.	Height	Size	P7/COM 48"L	Wgt	COM	\$ Foot
AG-S-36	36"	Single	6797	105	4.5	1699
AG-D-36	36"	Double	11025	135	9.0	2756
AG-WB-36	36"	Linear ft.	n/a	26	n/a	1869
AG-S-42	42"	Single	7477	115	5.0	1869
AG-D-42	42"	Double	12128	160	9.5	3032
AG-WB-42	42"	Linear ft.	n/a	29	n/a	2056

Up Charge on top of P7/COM Price

Gr 7	1%	Wood Legs	n/a
Gr 8	5%	Bar Height Seat	call
Gr 9	8%	Brass Foot Rail/Foot Shelf	call
Gr 10	9%	Finished Outside Back	10%
Gr 11	11%	Corner Charge/each	\$1400

Description:
4" thick seat foam, crumb strip

Lead time:
8-10 weeks

Powder Coat Options:
Custom

Class:
250

Plain Back



Item No.	Height	Size	P7/COM 48"L	Wgt	COM	\$ Foot
PB-S-42	42"	Single	2039	105	4.8	510
PB-D-42	42"	Double	3142	135	6.5	786
PB-WB-42	42"	Linear ft.	n/a	26	n/a	561
PB-S-48	48"	Single	2243	115	5.5	561
PB-D-48	48"	Double	3456	160	7.0	864
PB-WB-48	48"	Linear ft.	n/a	29	n/a	617

Up Charge on Top of P7/COM Price

Gr 7	8%	Wood Legs	38%
Gr 8	16%	Full Radius Inside/Outside Back	50%
Gr 9	30%	Bar Height Seat	30%
Gr 10	42%	Brass Foot Rail/Foot Shelf	call
Gr 11	55%	Corner Charge/each	\$695
Wood Caps	16%	Wood Base	33%
Finished Outside Back	10%		

Description:
Web seat, 4" thick contoured seat foam, crumb strip.

Lead time:
8-10 weeks

Wood Stain Options:
Custom

Class:
250

Arpa



Item No.	Height	Size	P7/COM 48"L	Wgt	COM	\$ Foot
ARP-S-36	36"	Single	4625	130	8	1156
ARP-D-36	36"	Double	7387	185	11	1847
ARP-WB-36	36"	Linear ft.	n/a	33	n/a	1272
ARP-S-42	42"	Single	5088	150	9	1272
ARP-D-42	42"	Double	8125	240	12	2031
ARP-WB-42	42"	Linear ft.	n/a	36	n/a	1399

Up Charge on Top of P7/COM Price

Gr 7	5%	Gr 11	20%
Gr 8	8%	Bar Height Seat	30%
Gr 9	11%	Finished Outside Back	10%
Gr 10	16%		

Description:

4" thick seat foam, sewn 5" wide channels. Pull over top and sides.

Lead time:
8-10 weeks

Class:
250

Banksy



Item No.	Height	Size	COM 48"L	Wgt	COM	\$ Foot
BSK-S-36	36"	Single	5892	130	10	1473
BSK-D-36	36"	Double	10497	185	14	2624
BSK-WB-36	36"	Linear ft.	n/a	33	n/a	1620
BSK-S-42	42"	Single	6481	150	12	1620
BSK-D-42	42"	Double	11547	240	16	2887
BSK-WB-42	42"	Linear ft.	n/a	36	n/a	1782

Up Charge on Top of P7/COM Price

P7	12%	Gr 10	22%
Gr 7	15%	Gr 11	35%
Gr 8	16%	Finished Outside Back	10%
Gr 9	19%	Wood Toe Kick	13%

Description:

Sewn 5" wide channels on seat and back. Pull over top and sides

Lead time:
8-10 weeks

Class:
250

Plush Wall Bench



Item No.	P7/COM \$/Foot	Wgt	COM LF
WALLBENCH -PWB	412	20	0.5

Up Charge on Top of P7/COM Price

Gr 7	8%	Gr 10	24%
Gr 8	14%	Gr 11	28%
Gr 9	17%	Finished Outside Back	10%

Description:

2" thick seat foam, standard black vinyl toe kick.

Lead time:

8-10 weeks

Class:

250

Cirque Duo



Item No.	Height	Size	P7/COM 48"L	Wgt	COM	\$ Foot
CQD-S-33	33"	Single	5086	130	4.5	1272
CQD-D-33	33"	Double	7086	185	9	1772
CQD-WB-33	33"	Linear ft.	n/a	33	n/a	1399

Cirque Uno



Item No.	Height	Size	P7/COM 48"L	Wgt	COM	\$ Foot
CQU-S-33	33"	Single	5086	130	4.5	1272
CQU-D-33	33"	Double	7086	185	9	1772
CQU-WB-33	33"	Linear ft.	n/a	33	n/a	1399

Up Charge on Top of P7/COM Price			
Gr 7	2%	Gr 11	20%
Gr 8	5%	Corner Charge/each	\$1390
Gr 9	10%		
Gr 10	15%		

Description:

Round welded steel tube, rounded seat ends. For wall bench, please specify if the breaks have square or rounded corners.

Powder Coat Options:

Any standard option

Lead time:

8-10 weeks

Class:

250

Burger Queen



Item No.	Height	Size	P7/COM 48"L	Wgt	COM	\$ Foot
BQ-S-36	36"	Single	3628	130	3	907
BQ-D-36	36"	Double	4928	185	6	1232
BQ-WB-36	36"	Linear ft.	n/a	33	n/a	907
BQ-S-42	42"	Single	3991	150	3	998
BQ-D-42	42"	Double	5421	240	6	1355
BQ-WB-42	42"	Linear ft.	n/a	36	n/a	998

Up Charge on Top of P7/COM Price			
Gr 7	4%	Gr 11	22%
Gr 8	7%	Bar Height Seat	30%
Gr 9	11%	Finished Outside Back	10%
Gr 10	16%	Wood Caps	10%

Description:

4" thick seat foam, 16 gauge welded steel frame. Removable seat and back.

Limitations:

Only available in singles, doubles, and wall bench lengths 48", 60", and 72".

Standard Metal Finish Options:

Any std option

Lead time:

8-10 weeks

Class:

250

Rustic Booth



Item No.	Height	Size	P7/COM 48"L	Wgt	COM	\$ Foot
RUS-S-42	42"	Single	4103	130	1.5	1026
RUS-D-42	42"	Double	5395	185	3.0	1349
RUS-WB-42	42"	Linear ft.	n/a	33	n/a	1128
RUS-S-48	48"	Single	4103	150	1.5	1026
RUS-D-48	48"	Double	5395	240	3.0	1349
RUS-WB-48	48"	Linear ft.	n/a	36	n/a	1128

Up Charge on Top of P7/COM Price

Gr 7	4%	Bar Height Seat	30%
Gr 8	8%	Brass Foot Rail	call
Gr 9	12%	Finished Outside Back	10%
Gr 10	16%	Corner Charge/each	\$695
Gr 11	20%		

Description:

Rustic wood with saw marks. Padded 2" thick vinyl seat.

Wood Stain Options:

Custom

Class:

250

Lead time:

8-10 weeks



Mac

Item No.	Height	Size	P7/COM 48"L	Wgt	COM	\$ Foot
MAC-S-36	36"	Single	3261	130	3.0	815
MAC-D-36	36"	Double	5128	185	6.0	1282
MAC-WB-36	36"	Linear ft.	n/a	33	n/a	897

Up Charge on Top of P7/COM Price

Gr 7	3%	Gr 10	12%	Corner Charge/each	\$695
Gr 8	7%	Gr 11	17%		
Gr 9	9%	Finished Outside Back	10%		

Description:

Solid wood sides, solid wood top cap.

No crumb strip

Lead time:

6-8 weeks

Wood Stain Options:

Custom

Class:

250

ENI2



Item No.	Height	Size	P7/COM 48"L	Wgt	COM	\$ Foot
ENI2-S-42	42"	Single	3492	130	3	873
ENI2-D-42	42"	Double	5158	185	6	1290
ENI2-WB-42	42"	Linear ft.	n/a	45	n/a	1024
ENI2-S-48	48"	Single	3841	150	3	960
ENI2-D-48	48"	Double	5674	240	6	1418
ENI2-WB-48	48"	Linear ft.	n/a	50	n/a	1126

Up Charge on Top of P7/COM Price

Gr 7	5%	Bar Height Seat	30%
Gr 8	7%	Brass Foot Rail	call
Gr 9	9%	Finished Outside Back	10%
Gr 10	11%	Corner Charge/each	\$695
Gr 11	14%	Wood Leg	24%

Description:

Redesign of the classic ENI style. Cleaner lines, upholstery to the edge. Crumb strip, 4" molded foam, web seat.

Wood Stain Options:

Custom

Class:

250

Lead time:

8-10 weeks

Options:

Button Tufting +30%

HON



Item No.	Height	Size	P7/COM 48"L	Wgt	COM	\$ Foot
HON-S-42	42"	Single	4706	130	3	1177
HON-D-42	42"	Double	7999	185	6	2000
HON-WB-42	42"	Linear ft.	n/a	45	n/a	1294
HON-S-48	48"	Single	5176	150	3	1294
HON-D-48	48"	Double	8799	240	6	2200
HON-WB-48	48"	Linear ft.	n/a	50	n/a	1424

Up Charge on Top of P7/COM Price

Gr 7	4%	Bar Height Seat	30%
Gr 8	8%	Brass Foot Rail	call
Gr 9	12%	Finished Outside Back	10%
Gr 10	16%	Corner Charge/each	\$695
Gr 11	20%		

Description:

Minimalist modern design. Solid wood sides, head roll, wood toe kick.

Wood Stain Options:

Custom

Class:

250

Lead time:

8-10 weeks

Torino

Item No.	Height	Size	48"L	Weight
TOR-S-36	36"	Single	3611	120
TOR-D-36	36"	Double	6069	180

Padded Seat Option (Additional)

Item #	P7/COM
PS - Single	400
PS - Double	800

Up Charge on Top of 48"L Wood Seat Price

Gr 7	10%
Gr 8	20%
Gr 9	30%

Description:

16 gauge steel tube, smooth or distressed wood

Limitations:

Only available in single, doubles, and wall bench in lengths 48", 60" and 72"

Wood Stain Options:

Std

Metal Finish Options:

Std


Lead time:

8-10 weeks

Class:

250

Wood Seating





W43

Item No.	Finish	P7/COM	Gr7	GR8	GR9	GR10	GR11
W43	W, N	403	414	425	444	464	483

Type	Dimensions	Class	Pkg	Wgt	COM
Chair	H30.5 W22 D20.5 SH18.5 SW18.5	250	2/box	20	0.5

Description: Reinterpretation of the classic Hans Wegner design.

Lead time: 3-4 weeks



W44

W44B

Item No.	Finish	P7/COM	GR7	GR8	GR9	GR10	GR11	SW
W44	Blk, HY, W	403	422	442	461	481	500	300
W44B	Blk, HY, W	478	497	517	536	556	575	375

Type	Dimensions	Class	Pkg	Wgt	COM
Chair	H32 W17.5 D19 SH18 SW18.5	250	2/box	20	0.33
Barstool	H41 W17.5 D19 SH30 SW17.5	250	1/box	25	0.33
Counter Stool	H35 W17.5 D19 SH24 SW17.5	250	1/box	25	0.33

Description: Modern Danish design chair with curved seat and back.

UF: Unfinished. To apply any standard wood finish, add \$200 and additional 3 weeks to lead time.

Lead time: 3-4 weeks



W46

Item No.	Std Stain	P7/COM	GR7	GR8	GR9	SW	WGT	COM
W46	Blk, UF	CLEARANCE					20	n/a

Type	Dimensions	Class	Packaging
Chair	H33 W17.5 D16.5 SH18 SW16.25	250	2/box

Description: Modern winsor chair with a clean design.

UF: Unfinished. To apply any standard wood finish, add \$200 and additional 3 weeks to lead time.

Lead time: 3-4 weeks

Modern Series



Poppin XL



Poppin B

Item No.	Finish	P7/COM	Gr7	GR8	GR9	GR10	GR11
Poppin XL	W, UF	650	661	672	692	711	731
Poppin B	W, UF	603	614	625	644	664	683

Type	Dimensions	Class	Pkg	Wgt	COM
Chair	H32 W18.5 D18.5 SH18 SW18.5	250	1/box	20	0.5
Barstool	H42.5 W14.5 D18.5 SH30SW14.5	250	1/box	25	0.5

Description: Extra wide seat and back on chair model.

UF: Unfinished. To apply any standard wood finish, add \$200 and additional 3 weeks to lead time.

Lead time: 3-4 weeks



Poppin XL FP



Poppin B FP

Item No.	Finish	P7/COM	Gr7	GR8	GR9	GR10	GR11
Poppin XL FP	W, UF	1231	1293	1356	1462	1568	1674
Poppin B FP	W, UF	1194	1257	1319	1426	1532	1638

Type	Dimensions	Class	Pkg	Wgt	COM
Chair	H32 W18.5 D18.5 SH18 SW18.5	250	1/box	25	2.25
Barstool	H42.5 W14.5 D18.5 SH30 SW14.5	250	1/box	30	2

Description: Extra wide seat and back on chair model.

UF: Unfinished. To apply any standard wood finish, add \$200 and additional 3 weeks to lead time.

COM: If two different materials are selected, add 20% to the yardage

Lead time: 6-8 weeks



Bunny



Bunny B

Item No.	Finish	P7/COM	Gr7	GR8	GR9	GR10	GR11	SW
Bunny	WE, UF			CLEARANCE				
Bunny B	WE, UF			CLEARANCE				

Type	Dimensions	Class	Pkg	Wgt	COM
Chair	H32.5 W17 D19 SH18 SW17	250	2/box	20	0.33
Barstool	H43 W19 D20 SH30 SW16	250	1/box	25	0.33

Description: A modern European design chair with a curved seat and back.

UF: Unfinished. To apply any standard wood finish, add \$200 and additional 3 weeks to lead time.

Lead time: 3-4 weeks



W48

W48B

Item No.	Finish	P7/COM	Gr7	GR8	GR9	GR10	GR11	SW
W48	N, UF	417	428	439	461	483	506	n/a
W48B	N, UF	478	489	500	522	544	567	n/a

Type	Dimensions	Class	Pkg	Wgt	COM
Chair	H30 W19.5 D18.75 SH17.5 SW17	250	2/box	20	0.33
Barstool	H40 W17 D19 SH30 SW18	250	1/box	25	0.33

Description: Simple Scandinavian design, curved solid wood back.

UF: Unfinished. To apply any standard wood finish, add \$200 and additional 3 weeks to lead time.

Lead time: 3-4 weeks



Luxé Park Slope

Luxé B Madison

Item No.	Finish	P7/COM	Gr7	GR8	GR9	GR10	GR11
Luxé Park Slope	WE	1097	1153	1208	1303	1397	1492
Luxé B Madison	WE	1253	1308	1364	1458	1553	1647

Type	Dimensions	Class	Pkg	Wgt	COM
Chair	H32 W20.5 D20.5 SH18 SW19	250	2/box	20	1.75
Barstool	H40.5 W20 D21 SH30 SW18	250	1/box	25	1.75

Description: Standard wood finish is Wenge. Foot have brass sleeves. Curved upholstered back for a mid century design.

COM: If two different materials are selected, add 20% to the yardage

Lead time: 6-8 weeks



Luxé Hollywood

Item No.	Finish	P7/COM	Gr7	GR8	GR9	GR10	GR11
Luxé Hollywood	WE	1231	1300	1369	1488	1606	1724

Type	Dimensions	Class	Pkg	Wgt	COM
Chair	H33 W20 D20.5 SH18 SW20	250	1/box	20	2.25

Description: Standard wood finish is Wenge. Curved upholstered back for a mid century design.

COM: If two different materials are selected, add 20% to the yardage

Lead time: 6-8 weeks

Bentwood Series



SP-W014

Item No.	Finish	VS	P7/COM	GR7	GR8	GR9	GR 10	GR11
SP-W014	Blk, W	463	547	557	567	587	607	627

Type	Dimensions	Class	Pkg	Wgt	COM
Chair	H34.75 W16 D21.5	250	2/box	15	0.33

Description: Classic bentwood design from one of the original Bentwood factories in Europe

Options: Nail head trim on seat +\$90

Lead time: 3-4 weeks



SP-W088

Item No.	Finish	VS	P7/COM	GR7	GR8	GR9	GR10	GR11
SP-W088	Blk, W	533	617	627	637	657	677	697

Type	Dimensions	Class	Pkg	Wgt	COM
Chair	H34.75 W16 D21.5	250	2/box	15	0.33

Description: Classic bentwood design from one of the original Bentwood factories in Europe.

Options: Nail head trim on seat +\$90

Lead time: 3-4 weeks



SP-W016

Item No.	Finish	VS	P7/COM	GR7	GR8	GR9	GR10	GR11
SP-W016	Blk, M, N, W	463	547	557	567	587	607	627

Type	Dimensions	Class	Pkg	Wgt	COM
Chair	H34.75 W16 D21.5	250	2/box	15	0.33

Description: Classic bentwood design from one of the original Bentwood factories in Europe

Options: Nail head trim on seat +\$90

Lead time: 3-4 weeks



SP-W018



SP-W018B

Item No.	Finish	VS	P7/COM	GR7	GR8	GR9	GR10	GR11
SP-W018	Blk, M, N, W	473	557	567	577	597	617	637
SP-W018B	Blk, M, W	590	673	683	693	713	733	753

Type	Dimensions	Class	Pkg	Wgt	COM
Chair	H34.75 W16 D21.5	250	2/box	15	0.33
Barstool	H43 W17 D21.5	250	1/box	20	0.33

Description: Classic bentwood design from one of the original Bentwood factories in Europe

Options: Nail head trim on seat +\$90

Lead time: 3-4 weeks



Padded seat and nail head trim



SP-W233

Item No.	Finish	VS	P7/COM	GR7	GR8	GR9	GR10	GR11
SP-W233	W	503	587	597	607	627	647	667

Type	Dimensions	Class	Pkg	Wgt	COM
Chair	H33 W15.5 D18	250	2/box	15	0.33

Description: Classic bentwood design from one of the original Bentwood factories in Europe.

Options: Nail head trim on seat +\$90

Lead time: 3-4 weeks



SP-W383

Item No.	Finish	VS	P7/COM	GR7	GR8	GR9	GR10	GR11
SP-W383	Blk, M, N, W	423	507	517	527	547	567	587

Type	Dimensions	Class	Pkg	Wgt	COM
Chair	H32 W15.5 D18.5	250	2/box	15	0.33

Description: Classic bentwood design from one of the original Bentwood factories in Europe.

Options: Nail head trim on seat +\$90

Lead time: 3-4 weeks



SP-W500B

Item No.	Finish	VS	P7/COM	GR7	GR8	GR9	GR10	GR11
SP-W500B	Blk, M, N, W	643	733	744	755	776	798	820

Type	Dimensions	Class	Pkg	Wgt	COM
Barstool	H42.5 W14.5 D18.5	250	1/box	15	0.33

Description: Classic bentwood design from one of the original Bentwood factories in Europe.

Options: Nail head trim on seat +\$90

Lead time: 3-4 weeks



SP-W385



SP-W385B

Item No.	Finish	VS	P7/COM	GR7	GR8	GR9	GR10	GR11
SP-W385	Blk, M, N, W	470	553	563	573	593	613	633
SP-W385B	Blk, W	632	722	733	744	766	787	809

Type	Dimensions	Class	Pkg	Wgt	COM
Chair	H32 W15.5 D18.5	250	2/box	15	0.33
Barstool	H42.5 W14.5 D18.5	250	1/box	20	0.33

Description: Classic bentwood design from one of the original Bentwood factories in Europe.

Options: Nail head trim on seat +\$90

Lead time: 3-4 weeks



SP-W788

Item No.	Finish	VS	P7/COM	GR7	GR8	GR9	GR10	GR11
SP-W788	Blk, M, W	547	630	640	650	670	690	710

Type	Dimensions	Class	Pkg	Wgt	COM
Chair	H31 W17 D17.75	250	2/box	15	0.33

Description: Classic bentwood design from one of the original Bentwood factories in Europe.

Options: Nail head trim on seat +\$90

Lead time: 3-4 weeks



SP-W301

Item No.	Finish	VS	P7/COM	GR7	GR8	GR9	GR10	GR11
SP-W301	Blk, M, N, W	603	693	704	715	737	758	780

Type	Dimensions	Class	Pkg	Wgt	COM
Bar Stool	H30 W14 D14	250	1/box	15	0.33

Description: Classic bentwood design from one of the original Bentwood factories in Europe.

Options: Nail head trim on seat +\$90

WOOD BASICS



W35



W35B

Item No.	Finish	P7/COM	GR7	GR8	GR9	GR10	GR11	SW
W35	W, BLK	367	386	406	425	444	464	272
W35B	W, BLK	425	444	464	483	503	522	331
W35BSS	W	583	603	622	642	661	681	489

Type	Dimensions	Class	Pkg	Wgt	COM
Chair	H35 W18.25 D20 SW18.25 SH18	250	2/box	23	0.33
Barstool	H44 W18 D18 SW17 SH30	250	1/box	28	0.33

Lead time: 3-4 weeks



W41



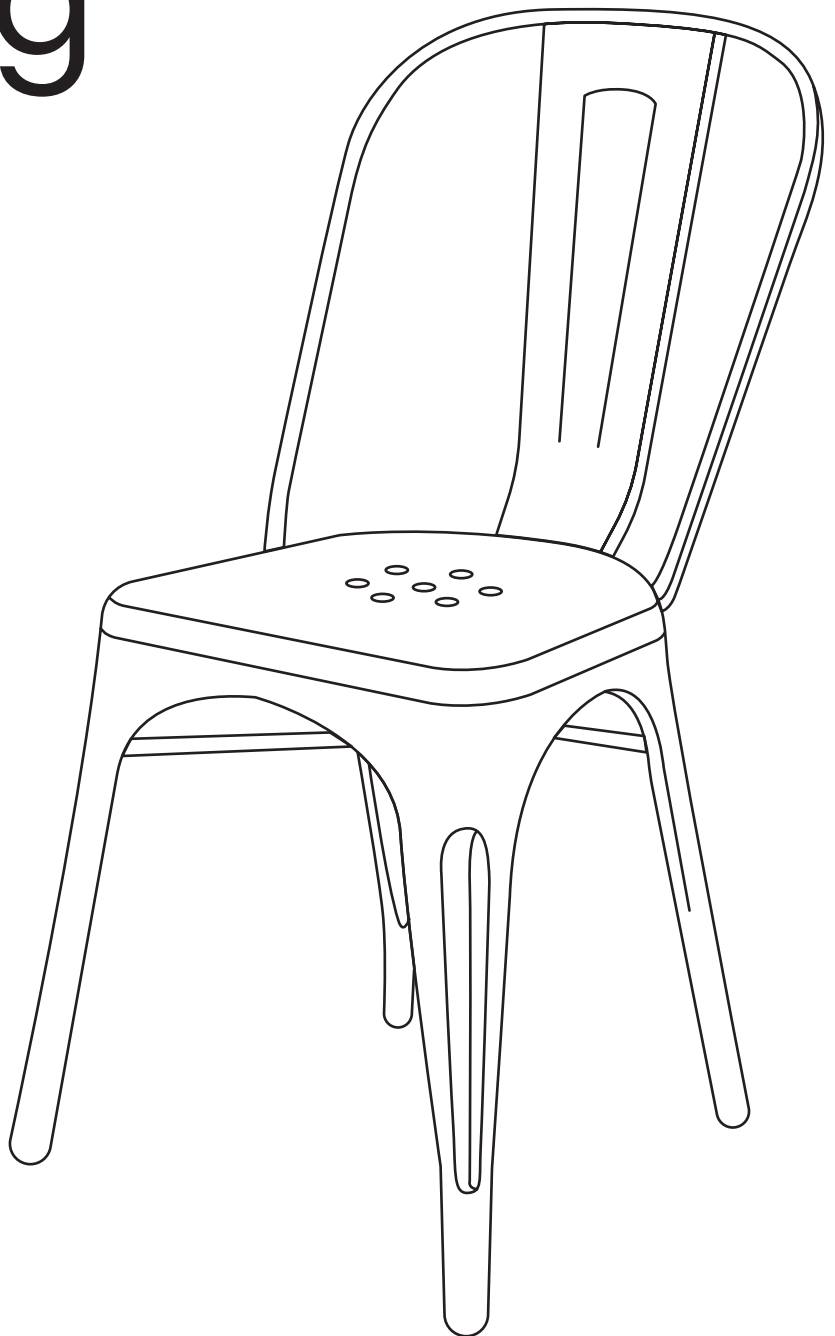
W41B

Item No.	Finish	P7/COM	Gr7	GR8	GR9	GR10	GR11	SW
W41	W	264	283	303	322	342	361	347
W41B	W	319	339	358	378	397	417	403

Type	Dimensions	Class	Pkg	Wgt	COM
Chair	H33 W19.5 D19 SH18 SW18	250	2/box	20	0.33
Barstool	H43.5 W18 D19.5 SH30 SW18	250	1/box	25	0.33

Lead time: 3-4 weeks

Metal Seating



Kuma Collection



M40

M40B

Standard Padded Seat

Premium Seat Options



2" Thick
Square Stitched
Box Seat

Pad on Wood

Item No.	P7/COM	GR7	GR 8	GR 9	GR 10	GR11	SW	Wgt	COM
M40	400	419	439	458	478	497	317	20	0.5
M40B	444	464	483	503	522	542	361	25	0.5

Type	Dimensions	Class	Packaging
Chair	H34 W18 D20.5 SH18 SW18	250	1/box
Barstool	H42 W18 D20.5 SH30 SW18	250	2/box

Description: Square box metal frame with curved solid wood seats and back. The two piece back design is a unique design element versus the common one piece back.

- Tex black
- Standard finish montana walnut or natural
- Ash wood seat and back

Padded Seat Options: Standard padded seat is priced in. For premium seat options, call for pricing.

Upgrade Powder Coat: Choose from our standard powder coat selections. Add \$200 list and additional 3 week lead time

Lead time: 3-4 weeks

Canal Collection



M54

M54B

Item No.	Std	P7/COM	GR7	GR 8	GR 9	GR 10	GR11	Wgt	COM
M54				CLEARANCE				20	0.5
M54B				CLEARANCE				25	0.5

Type	Dimensions	Class	Packaging
Chair	H33 W18.5 D20.5 SH18 SW16	250	2/box
Barstool	H42.5 W19 D21 SH29.5 SW16.25	250	1/box

Description:

- Stacking
- Black frame / walnut veneer or white frame / natural oak veneer

Upgrade Powder Coat: Choose from our standard powder coat selections. Add \$200 list and additional 3 week lead time

Upgrade Stain: Choose from our standard wood finish selections. Add \$200 list and additional 3 week lead time

Lead time: 3-4 weeks



M52

M52B

Prouve Collection

Item No.	Std	P7/COM	GR7	GR 8	GR 9	GR 10	GR 11	Wgt	COM
M52				CLEARANCE				20	0.33
M52B				CLEARANCE				25	0.33

Type	Dimensions	Class	Packaging
Chair	H33 W16.25 D18 SH18 SW16.25	250	2/box
Barstool	H44 W16 D21 SH30 SW16	250	1/box

Description: Prouve collection is modern reinterpretation of the Jean Prouve classic. Available in gunmetal frame, walnut veneer or natural oak veneer.

Upgrade Powder Coat: Choose from our standard powder coat selections. Add \$200 list and additional 3 week lead time

Lead time: 3-4 weeks



M53

M53B

Transit Collection

Item No.	Std	P7/COM	GR7	GR 8	GR 9	Wgt	COM
M53			CLEARANCE			17	0.33
M53B			CLEARANCE			17	0.33

Type	Dimensions	Class	Packaging
Chair	H31.5 W18 D21 SH18 SW16.25	250	2/box
Barstool	H35 W18 D21 SH30 SW16.25	250	1/box

Description: The transit collection is a sleek and modern product designed for eateries and office spaces alike. A heavy solid steel wire is more than enough to support heavy usage. Stacking. White frame and natural oak wood.

Upgrade Powder Coat: Choose from our standard powder coat selections. Add \$200 list and additional 3 week lead time

Lead time: 3-4 weeks



M11

M11FB

M11B

Item No.	Std	Weight	Type	Dimensions	Class
M11	164	15	Chair	H33.5 W17 D16 SW14 SH18	250
M11B	150	15	Barstool	H31 W18 D18 SW14 SH30	250
M11FB	222	17	Backless Stool	H46 W18 D18 SW14 SH30	250

Description: Stamped sheet metal design, originally designed by French designer Xavier Pauchard as an efficiently produced and cost effective chair.

· Bright silver powder coat

Lead time: 3-4 weeks

Packaging: Chair 4/box; stool 4/box



Core Collection

Item No.	Std	P7/COM	GR7	GR 8	GR 9	GR 10	GR 11	WGT	COM
M21 BLK				CLEARANCE				20	0.33

Type	Dimensions	Class	Packaging
Chair	H32 W16.5 D17 SH19 SW17	250	2/box

Description: A strong steel wire design makes this chair one of the strongest in our collection. Bent plywood seats and back. Designed for the fast casual market. Available in Black/Black, Gunmetal/Walnut laminate. Padded back +25%.

Upgrade Powder Coat: Choose from our standard powder coat selections. Add \$200 list and additional 3 week lead time

Lead time: 3-4 weeks



M45



M45B

Item No.	P7/COM	GR 7	GR 8	GR 9	GR 10	GR 11	SW	Wgt	COM
M45	183	203	222	242	261	281	322	20	0.33
M45B	261	281	300	319	339	358	400	25	0.33

Type	Dimensions	Class	Packaging
Chair	H32 W18 D18 SH18 SW18	250	2/box
Barstool	H41 W18 D19 SH30 SW18	250	1/box

Description:

· Tex black powder coat frame

Upgrade Powder Coat: Choose from our standard powder coat selections. Add \$200 list and additional 3 week lead time

Lead time: 3-4 weeks



M33



M33B

Item No.	P7/COM	GR 7	GR 8	GR 9	GR 10	GR 11	SW	Wgt	COM
M33	206	225	244	264	283	303	344	20	0.33
M33B	250	269	289	308	328	347	389	25	0.33

Type	Dimensions	Class	Packaging
Chair	H32 W18 D18 SH18 SW18	250	2/box
Barstool	H41 W18 D19 SH30 SW18	250	1/box

Description:

· Tex black powder coat frame

Upgrade Powder Coat: Choose from our standard powder coat selections. Add \$200 list and additional 3 week lead time

Lead time: 3-4 weeks

Table




Table Tops

Warranty & Specifications

TopShield™

Industrial strength catalyzed urethane top coat. 3x-4x the durability of pre-catalyzed lacquer, 2x durability of conversion varnish. High heat, scratch, and chemical resistance per American Hardwoods Association. Table tops protected with TopShield™ will protect the finish against household cleaners such as bleach, window, alcohol, mustard, etc. Say no more to sticky tables!

Wood Table Care

Wood tables must be cleaned with warm soapy water. Use of bleach, window, pledge and any household chemicals will damage table.

Do not put hot plates directly on surface. Do not use china with unglazed bottoms or it will scratch surface. Failure to follow guidelines invalidates warranty.

Ponce Tables



Item No.	Description	List	Weight
Ponce 3060	30x60 Table Top w Ponce Base	3387	140
Ponce 3072	30x72 Table Top w Ponce Base	3883	164
Ponce 3084	30x84 Table Top w Ponce Base	5288	200
Ponce 3096	30x96 Table Top w Ponce Base	5948	252
Ponce 3636	36x60 Table Top w Ponce Base	2503	130
Ponce 3660	36x60 Table Top w Ponce Base	3965	150
Ponce 3672	36x72 Table Top w Ponce Base	5293	184
Ponce 3684	36x84 Table Top w Ponce Base	6113	230
Ponce 3696	36x96 Table Top w Ponce Base	6669	265

*Bar Height +\$700 LIST

Description: 1.25" Ash top with welded metal base. 16 gauge steel frame

Wood Stain Options: Custom

Standard Powder Coat: Tex Black

Custom Powder Coat Options: Add 2 weeks lead time, +10% to price

Lead Time: 6-8 weeks

Class: 250

Solid Distressed Tops



Item No.	List	Wgt
TSP2424	502	27
TSP2430	627	41
TSP2448	1254	54
TSP2460	1594	66
TSP2472	1882	80
TSP2496	3953	107
TSP3030	782	42
TSP3045	1254	80
TSP3048	1254	85
TSP3060	1568	90
TSP3072	1882	114
TSP3096	4940	152
TSP3636	1129	62
TSP3648	1882	83
TSP3672	3011	124
TSP3696	5927	165
TSP4242	2508	87
TSP24R	692	27
TSP30R	972	42
TSP36R	1319	62
TSP42R	2888	87
TSP48R	3080	114
TSP60R	3896	123

Options: Custom

Lead Time: 6 weeks

Note: 5 top minimum. Less than 5, add 40% surcharge. Saw marks are random

Class: 70



TopShield™ Solid Wood (1.25" Thick)

Description: Our solid wood table tops are sourced from environmentally responsible mills in the USA. Wood is electronically kiln dried to 7% to maintain stability and reduce the likelihood of warping and cracking. Our Topshield top coat is an industrial strength finish that withstands foodservice chemicals.

1.25" thick tops will have wood struts for stability. 1.75" tops do not need struts.

Staves are glued up random plank.

Item No.	Ash	Maple White Oak	Walnut Mixed Species	Weight
TWA2424	391	450	614	19
TWA2430	488	563	768	29
TWA2445	779	901	1227	45
TWA2448	779	901	1227	50
TWA2460	1218	1408	1918	60
TWA2472	1462	1690	2301	72
TWA2496	3065	3542	4825	87
TWA3030	609	704	960	30
TWA3042	976	1126	1533	50
TWA3045	976	1126	1533	55
TWA3048	976	1126	1533	57
TWA3060	1218	1408	1918	62
TWA3072	1462	1690	2301	78
TWA3096	3830	4426	6029	94
TWA3636	877	1014	1381	43
TWA3648	1513	1747	2380	54
TWA3672	2096	2422	3300	81
TWA3696	4679	5407	7364	101

Item No.	Ash	Maple White Oak	Walnut Mixed Species	Weight
TWA4242	1732	2001	2724	60
TWA4242BC	1903	2198	2994	60
TWA24R	561	649	882	20
TWA30R	780	902	1229	30
TWA36R	1133	1310	1784	43
TWA42R	1732	2001	2724	60
TWA48R	1903	2198	2994	78
TWA60R	3121	3607	4913	85
TWA36x36 to 51	3122	3608	4915	80

Custom stain match: \$278 set up fee

Upgrade: 1.75" Thick +20%

Std Finish: Custom

Premium Finish: WW (White Wash), TT (Toasted) +20%

Lead Time: 6 weeks

Note: 5 top minimum. Less than 5, add 40% surcharge

Class: 70

Laminate Top with Wood Edge



Wood Edge Overlay



Wood Edge Inlay

Size	Wood Edge Overlay (TWE-OLAY)			Oak Bullnose Edge (TWEB)			Weight
	Std	GR 1	GR 2	Std	GR 1	GR 2	
24x24	460	506	552	552	606	662	19
24x30	501	552	602	602	662	723	23
24x45	673	740	807	807	888	969	37
24x48	673	740	807	807	888	969	44
24x60	903	993	1085	1085	1192	1301	28
24x72	927	1019	1112	1112	1223	1334	40
24x96	1522	1674	1827	1827	2010	2192	46
30x30	652	717	783	783	861	941	28
30x45	714	785	857	857	942	1027	41
30x48	714	785	857	857	942	1027	47
30x60	872	959	1047	1047	1151	1256	56
30x72	1052	1157	1262	1262	1388	1514	66
30x96	1662	1829	1995	1995	2195	2395	92
36x36	787	864	943	943	1037	1132	42
36x48	888	977	1066	1066	1173	1279	60
36x72	1849	2034	2219	2219	2441	2663	85
36x96	2069	2276	2483	2483	2731	2979	90
42x42	917	1009	1101	1101	1211	1321	56
42x42BC	967	1064	1161	1161	1277	1393	56
24R	655	721	785	-	-	-	17
30R	848	933	1018	-	-	-	25
36R	981	1079	1177	-	-	-	36
42R	1308	1439	1570	-	-	-	46
48R	1836	2020	2203	-	-	-	60
60R	2168	2386	2603	-	-	-	115

Note: 5 top minimum. Less than 5, add 40% upcharge

Laminate

- Standard: Wilsonart ending in 38, 60
- Gr 1: Pionite; Nevamar; Formica ending in 58; Wilsonart ending in 07, 52, 18, 78
- Gr 2: Wilsonart ending in 35, 45, 55

Lead Time: 6 weeks

Backer Sheet: Add \$6/sf

Class: 70

Laminate Table with T-Mold Edge



Item No.	Std	GR 1	GR 2	Weight
TTS2424	253	261	289	19
TTS2430	278	289	326	23
TTS2445	445	462	518	38
TTS2448	448	464	520	44
TTS2460	603	637	748	53
TTS2472	738	771	882	61
TTS2496	1256	1302	1458	88
TTS3030	375	389	435	28
TTS3045	514	535	604	40
TTS3048	514	535	604	46
TTS3060	663	689	776	55
TTS3072	893	922	1029	67
TTS3096	1519	1577	1772	90
TTS3636	640	673	784	42
TTS3648	657	690	801	63
TTS3672	1293	1391	1613	82
TTS3696	2160	2253	2564	107
TTS4242	980	1024	1170	56
TTS4242BC	1230	1274	1420	56
TTS24R	392	400	428	16
TTS30R	514	528	574	25
TTS36R	790	826	946	37
TTS42R	1029	1063	1170	47
TTS48R	1198	1234	1354	60
TTS60R	1715	1783	2008	92
TTS36x36 to 51R	2391	2457	2680	90
TTS4242 to 60R	3070	3158	3452	92


Laminate

- Standard: Wilsonart ending in 38, 60
- Gr 1: Pionite; Nevamar; Formica ending in 58; Wilsonart ending in 07, 52, 18, 78
- Gr 2: Wilsonart ending in 35, 45, 55

Lead Time: 6 weeks

Backer Sheet: Add \$6/sf

Class: 70





Item No.	Finish	LIST	Wt	Item No.	Finish	LIST
BS0522	Tex Black	94	15	BS-S-0522	Silver	142
BS2222	Tex Black	111	17	BS-S-2222	Silver	167
BS2230	Tex Black	119	19	BS-S-2230	Silver	179
BS3030	Tex Black	133	20	BS-S-3030	Silver	200
BS3636	Tex Black	158	29	BS-S-3636	Silver	238
BS18R	Tex Black	156	25	BS-S-18R	Silver	233
BS22R	Tex Black	206	39	BS-S-24R	Silver	308
BS30R	Tex Black	297	61	BS-S-30R	Silver	446

Bar Height + \$42 List

Description: Black bases features 2 pc labor saving design. It is a durable stamped steel design and less prone to breaking. Silver is 3 pc set and is the cheaper cast iron design.

Lead time: 2 Weeks

Upgrade Powder Coat Options: Choose any standard powder coat, add \$125 LIST and 4 week lead time

Class: 125



Item No.	Description	LIST	Wgt
BS-PL	Pin Leg	139	11
BS-CL21	Cantilever	145	10
BS-CL29	Cantilever	174	12

Description: Use CL21 for table sizes up to 36”L. Use CL 29 for up to 48”L. Use pin leg for additional support for larger sizes.

Lead time: 2 Weeks

Quickship Powder Coat: Tex Black

Upgrade Powder Coat Options: Choose any standard powder coat, add \$125 LIST and 4 week lead time

Class: 125



Item No.	Description	Std	Wgt
BS-FM29	Floor mount, dining table height, 29” tall	191	25
BS-FM41	Floor mount, bar top height, 41” tall	238	35

Description: Round column, mounting plate, floor cap. Anchor bolts not included.

Lead time: 2 weeks

Quickship Powder Coat: Tex Black

Upgrade Powder Coat Options: Choose any standard powder coat, add \$125 LIST and 4 week lead time

Class: 125

Flat Base



Item No.	LIST	Weight
FLAT-1717	502	28
FLAT-2222	611	50
FLAT-2929	901	61
FLAT-17R	469	28
FLAT-22R	589	50
FLAT-29R	857	61
FLAT-1628	655	48

Bar Height Column +\$50 List

Quickship Powder Coat: Flat Black

Lead Time: 2 weeks

Upgrade Powder Coat Options: Choose any standard powder coat, add \$125 LIST and 4 week lead time

Class: 70

Base Selector

Table Top Size	Base Size	Table Top Size	Base Size
24R	18R or 22x22	30x60	0522 (2)
24x24	18R or 22x22	30x72	0522 (2)
24x30	22x22	30x96	0522 (3)
30R	22x22 or 18R	42R	36x36 or 30R
30x30	22x22	42x42	36x36
36R	30x30 or 24R	48R	30R or 0522 (3)
36x36	30x30	60R	30R or 0522 (3)
30x48	0522 (2) or 2230		

OW Finish Options

Vinyl Finish

Gr 7



OLY125 | Blue Ridge



OLY295 | Ice Blue



OLY170 | White



OLY310 | Honeydew



OLY360 | Oasis



OLY305 | Leaf



OLY125 | Magestic



OLY290 | Lake



OLY165 | Lt. Gray



OLY120 | Dove



OLY110 | Cadet



OLY250 | Basil



OLY160 | Regimental Blue



OLY135 | Turquoise



OLY300 | Tahiti



OLY370 | Spa



OLY235 | Gunmetal



OLY155 | Hunter



OLY145 | Deep Violet



OLY190 | Royal



OLY175 | Grotto



OLY375 | Tropic



OLY205 | Graphite



OLY355 | Pine Needle



OLY200 | Crocus



OLY365 | Purple Velvet



OLY140 | Cordovan



OLY105 | Burgundy



OLY185 | Slate



OLY115 | Black



OLY325 | Aubergine



OLY195 | New Burgundy



OLY230 | Claret



OLY225 | Paprika



OLY260 | Java



OLY265 | Bittersweet



OLY330 | Red Berry



OLY355 | Chili Pepper



OLY215 | British Tan



OLY220 | Gingersnap



OLY255 | Earth



OLY280 | Suede



OLY150 | Raspberry



OLY130 | American Beauty



OLY350 | Orange Blast



OLY320 | Pumplin



OLY345 | Cornsilk



OLY210 | Cinnamon



OLY245 | Desert



OLY240 | River Rock



OLY340 | Cork



OLY315 | Sundance



OLY270 | Desert Tan



OLY180 | Sand



OLY275 | Oat

P7



ACS027 | Claret



ACS025 | Chili Pepper



ACS026 | American Beauty



ACS064 | Desert



ACS012 | Lily



ACS068 | Oatmeal



ACS007 | Grouse



ACS053 | Gunmetal



ACS-031 | Granny Smith



ACS066 | Taupe



ACS061 | Mocha



ACS063 | Espresso



ACS036 | Sage



ACS055 | Grey




ACS072 | Soft White



ACS051 | Black



ACS049 | Asphalt



ACS057 | Regimental Blue



ACS059 | Steel Blue



ACS056 | Dove

Metal Finish

Standard



Text Black (TB)




Anthracite (AN)



Sparkle Silver (SPS)



Signal Grey (SG)



Sky White (WH)



Oyster White (OW)



Sapphire Blue (SB)



Brilliant Blue (BB)



Terracotta (TA)



Olive (OE)



Loden (LN)




Mustard (MD)



Traffic Red (TR)

Wood Finish

Standard



Black (BLK)



Walnut (W)



Grey (GY)




Noir (NR)




Natural (N)




Milk (MK)



Wenge (WE)




Montana Walnut (MW)



Light Walnut (LW)




Honey (HY)



Dark Mahogany (DM)

Wood Species



Natural Walnut



Natural Maple



Natural Ash



Natural Red Oak



Natural White Oak



Natural Beech

Capabilities



- State of the art manufacturing facility
- Dedicated project managers, engineering and design team
- CNC capabilities
- Solid surface
- Metal working
- Cabinetry
- Space planning
- 3D modeling capabilities

For installation shots, please visit:
owseating.com
[instagram.com/owseating](https://www.instagram.com/owseating)
[pinterest.com/owseating](https://www.pinterest.com/owseating)





T 678.966.0406 PO Box 48393
F 678.894.3886 Atlanta GA 30362

 @owseating [pinterest.com/owseating/](https://www.pinterest.com/owseating/)
 @owseating sales@owseating.com

owseating.com